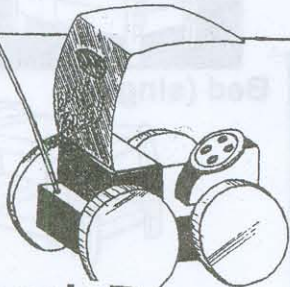
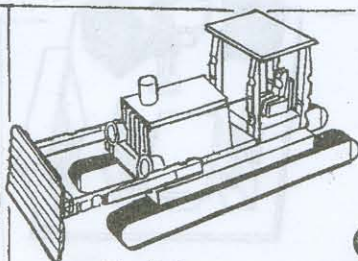


Cars & Vehicles

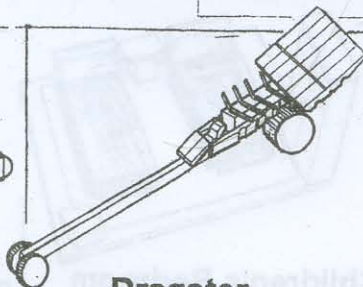
1. Pour P.V.C. glue into saucer or paper plate well before craft to allow time for it to spread and thicken, so when used, it will dry quicker.
2. Apply glue as a thin smear and it will dry quickly. In winter or on wet days place model in front of a fan heater to dry.



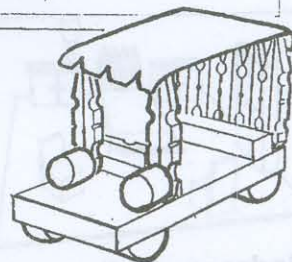
Beach Buggy



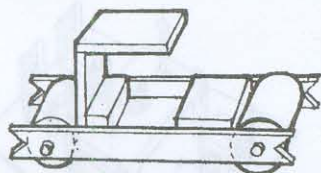
Bulldozer



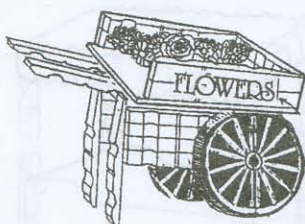
Dragster




Flintstone Car 1.(old)



Flintstone Car 2.(moves)



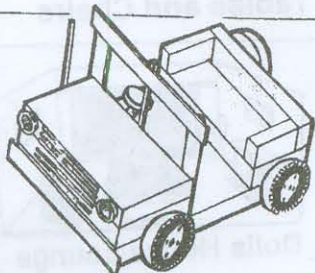
Florist Cart



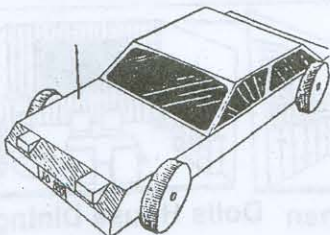
Grader



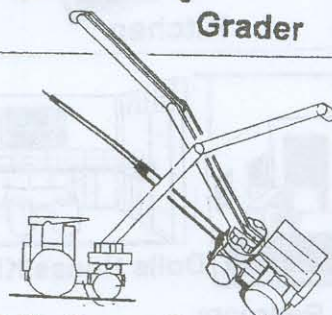
Go Kart



Jeep



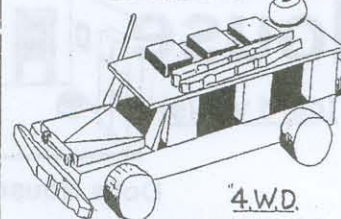
Motor Car



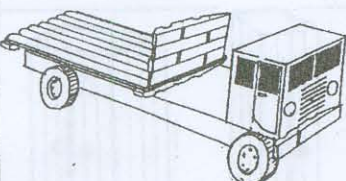
Mobile Crane 2.



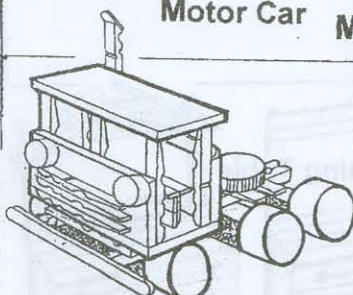
Mobile Crane 1



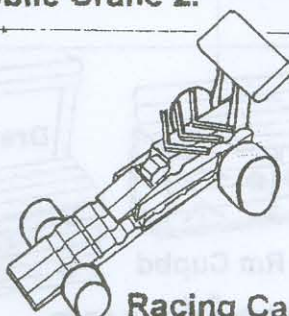
"4.W.D.
STATION WAGON"



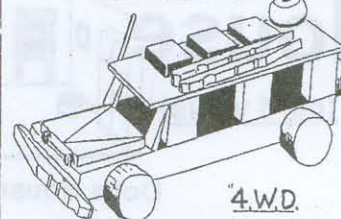
One Tonne Truck



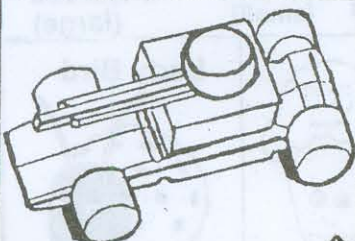
Prime Mover



Racing Car



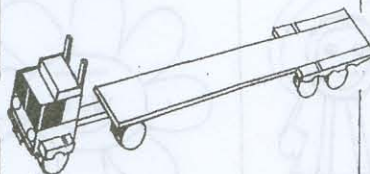
Steam Roller
or Tractor




Space Tank



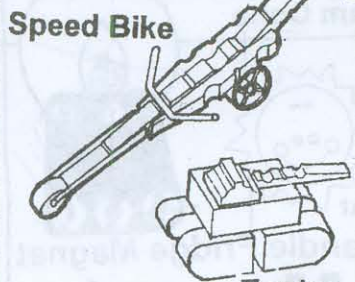
Semi Trailer



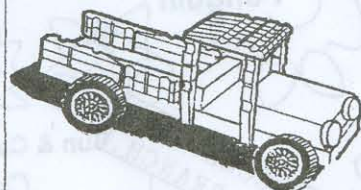
Semi Trailer (flat top)



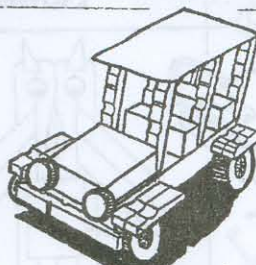
Tow Truck




Tanks



Truck



T - Model Ford



Vegetable Cart